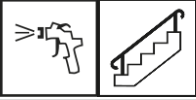


ARTICLE: AQUA-UV-STEP
 ITEM-NO.: JM6778
 SYSTEM: Water-Based, Radiation Curing, UV Multi-Layer Coating



PRODUCT PROPERTIES

AQUA-UV-STEP JM6778 is a clear, water-based, radiation curing, UV multi-layer coating and is characterised by:

- very good mechanical and chemical resistance
- very high abrasion resistance
- smooth leveling

SCOPE OF APPLICATION

Suitable for coating of:

- several solid timbers (Except tropical and ingredient rich woods)
- veneered substrates

The product is well suited for the application on:

- staircase components and steps

TECHNICAL DATA

- Colour: clear
- Gloss level: matt
glossy
- Viscosity: 95-115 s DIN 53211/ 4 mm
- Density: approx. 1,044 g/cm³

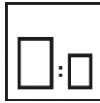

APPLICATION



Application quantity per layer (g/m ²)	80-120
Quantity of applied layers	2-3
Jet nozzle (mm)	
Air pressure (bar)	
Material pressure (bar)	

UV-CURING

HARDENER, THINNER, RETARDER

Type of illuminant	mercury		Hardener	-
Feed speed [m/min]	5-10			
Dose of radiation [mJ]				
Lamp output [W/cm ²]	80-120			
			Thinner	If necessary: water add max.: 5 %
<p>It is important to ensure that all the water in the lacquer film is removed before UV-curing. At the recommended layer thickness (80-120 g/m²) it is not required to dry the lacquer film separately.</p>			Retarder	-

Item No.: JM6778

STORAGE



Store material in a tightly closed container and under dry and cool conditions. Protect from frost.

Shelf life:

JM6778: 6 months

(when stored in the original unopened containers)

CLEANING



Clean tools immediately after use with

- Water or
- JZ9460-0-001

SPECIAL GUIDANCE

- Stir well before using!
- The substrates which should be coated have to be conditioned 12 hours before coating.
- It is recommended to perform preliminary trials to test the suitability of the coating system with the desired substrate.
- The surfaces have to be perfectly sanded, dry, free of grease, oil and silicones before the application.
- High humidity and a moisture content above 10% must be avoided at all costs. High humidity leads to longer drying times. The indicated times depend on the application quantity, the room temperature and the relative humidity.
- Protect the containers from drying out and always close them tightly immediately after removing the material. Keep away from sunlight to avoid skinning. Remove dried out skin by sieving.
- It is important to ensure that all the water in the lacquer film is removed before UV-curing (approx. 30min/20 °C).
- Forced drying, especially with strong air movement (e.g. jet dryer), reduces drying times considerably.

TESTING STANDARDS

- EN 71, part 3 free of extractable heavy metals
- DIN-68861-1B Chemical resistance on non-porous wood

Safety guidance:

The information in this technical data sheet is based on the current knowledge and experience of PLANTAG Coatings GmbH. The product processor is not exempted from its own testing and testing of the products with regard to the intended use as well as the wealth of possible influences during processing and application. Existing laws and regulations are to be observed by the recipient of our products in their own responsibility. Labeling in accordance with the Ordinance on Hazardous Substances and Transport Law can be found in the safety data sheet. A legally binding assurance of certain properties or suitability for a specific purpose cannot be derived from our information. Recommendations deviating from the information in our technical data sheets are only binding for us if they have been confirmed in writing. Our terms and conditions are an integral part of this technical information sheet [Mrz-26]

PLANTAG Coatings GmbH

Ohmstr. 8
32758 Detmold
GERMANY
Fon: +49 5231 6002 661
Fax: +49 5231 6002 9661
E-Mail: info@jordanlacke.de

JORDAN LACKE – a brand of PLANTAG Coatings GmbH